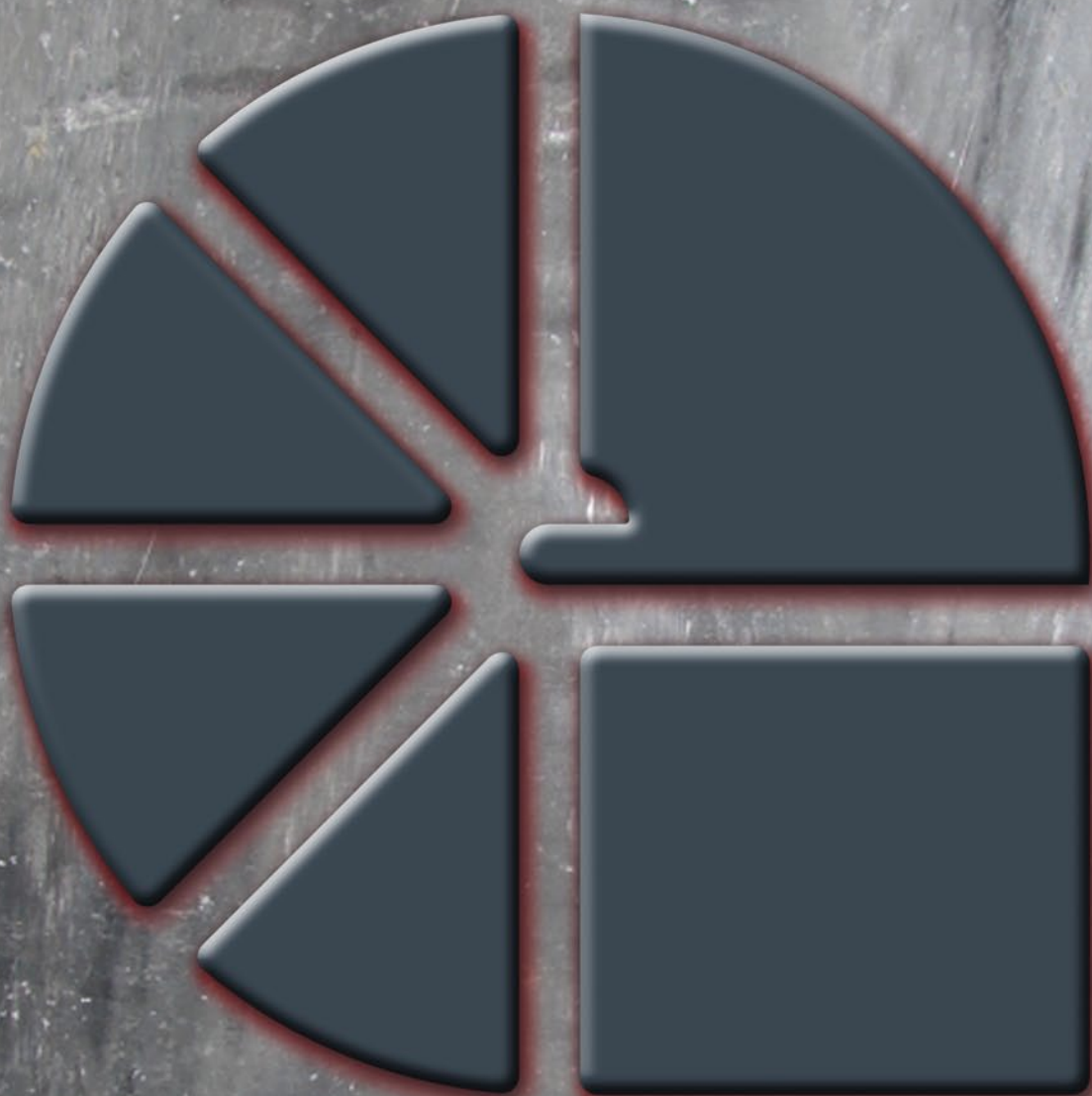


Edilsider

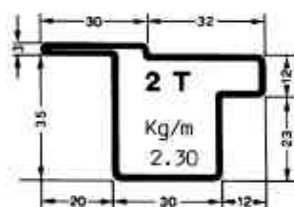
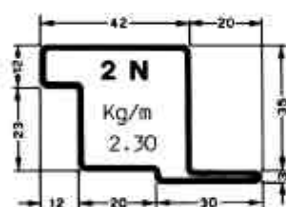
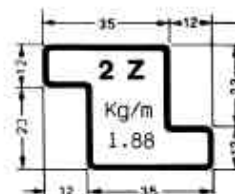
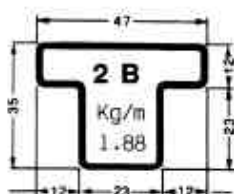
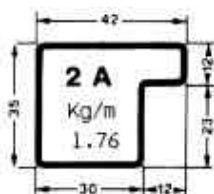
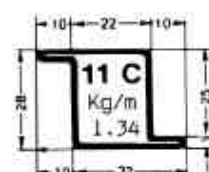
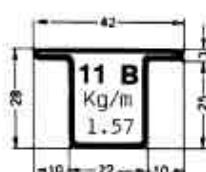
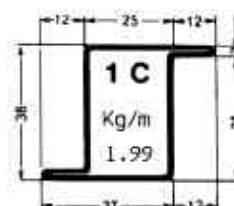
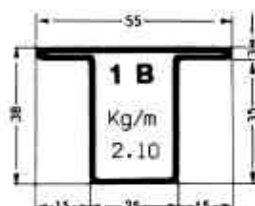
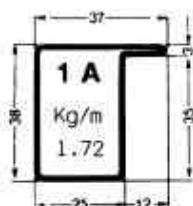


Prontuario

Edilsider sas di Giuseppe Racconto & C.
via Querce 42 80044 Ottaviano
0818271285 / 0818271884 / 3396437939 fax 0815292639
www.edilsidersas.it / edilsidersas@gmail.com / info@pec.edilsidersas.it

tubolari per serramenti e fermavetri

TUBOLARI PER SERRAMENTI spessore mm 1,5



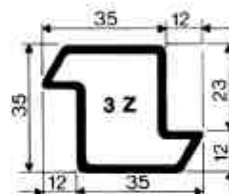
TUBOLARI PER SERRAMENTI spessore mm 1,5



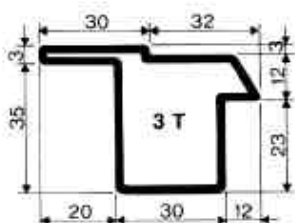
kg/m 1.72



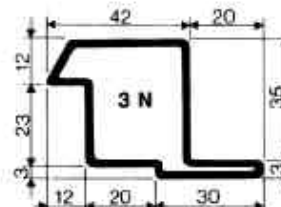
kg/m 1.72



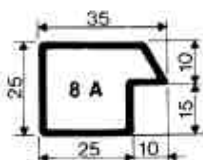
kg/m 1.72



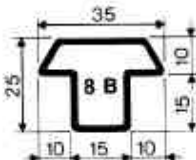
kg/m 2.16



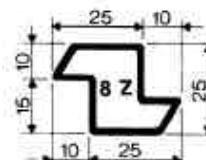
kg/m 2.16



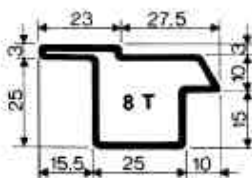
kg/m 1.34



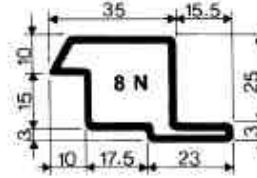
kg/m 1.34



kg/m 1.34

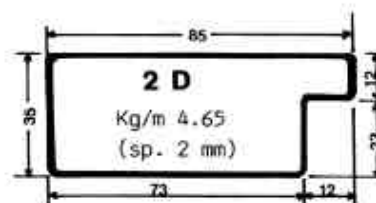

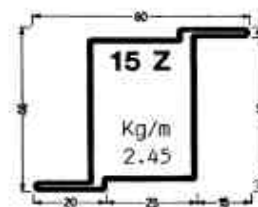
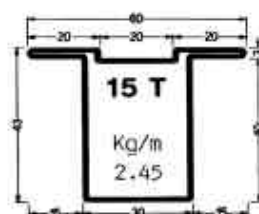
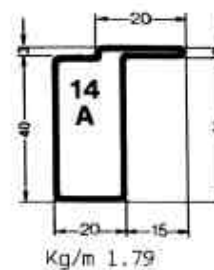
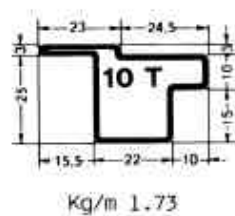
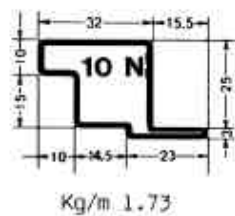
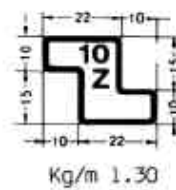
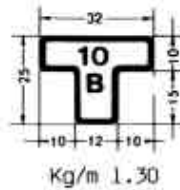
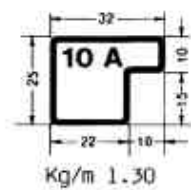


kg/m 1.72

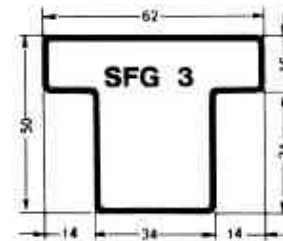
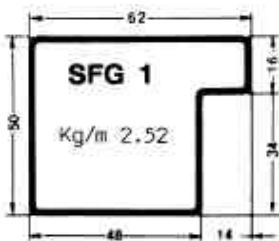
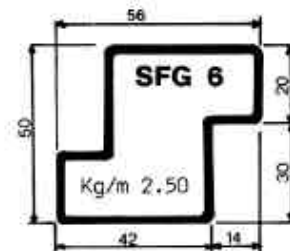
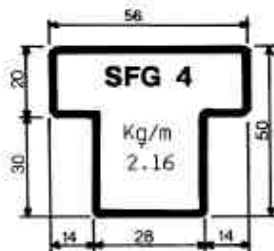
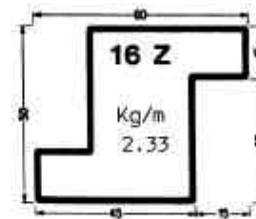
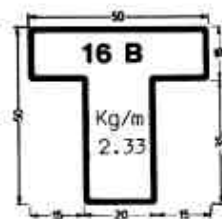


kg/m 1.72

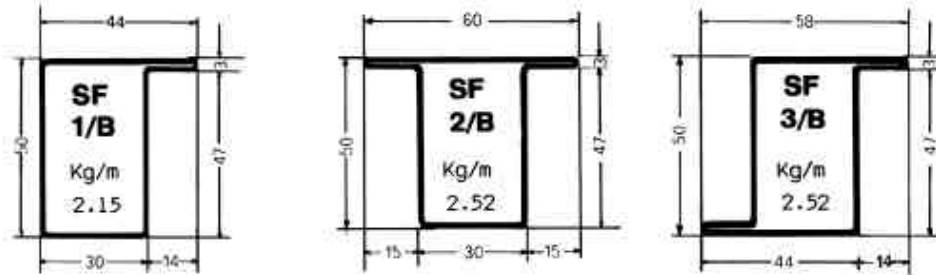
TUBOLARI PER SERRAMENTI spessore mm 1,5



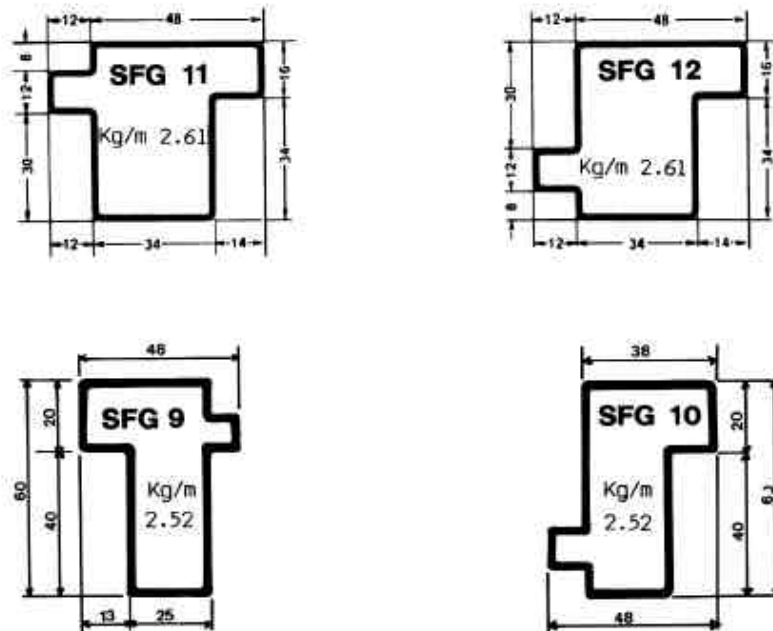
TUBOLARI PER PORTONI spessore mm 1,5



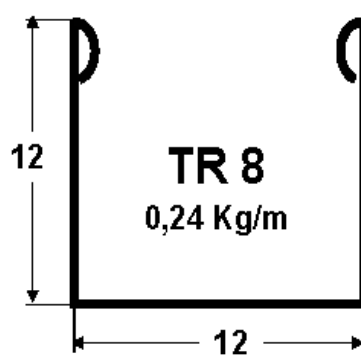
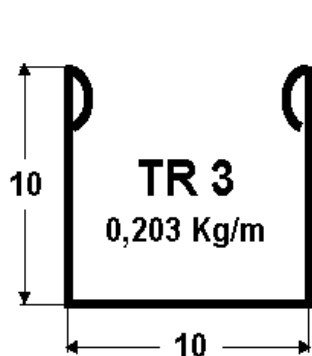
PROFILI PER PORTONI spessore mm 1,5



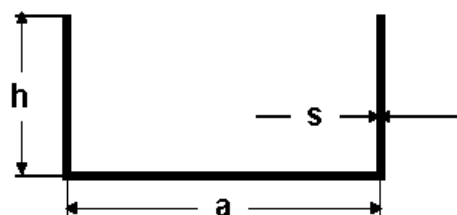
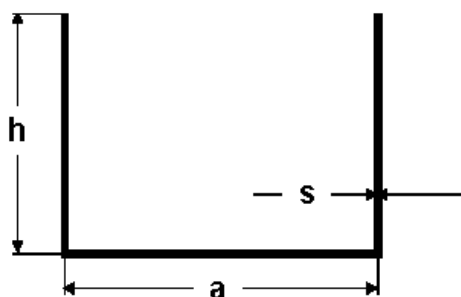
TUBOLARI PER PORTONI spessore mm 1,5



FERMAVETRO ZINCATO A SCATTO Spessore 0,7 mm



U STAMPATO



Dimensioni in mm		Spessore in mm				Dimensioni in mm		Spessore in mm			
a	h	1,5	2	3	4	a	h	1,5	2	3	4
		Peso Kg/m						Peso Kg/m			
10	10	0,29				15	10	0,35			
12	12	0,37				15	20	0,59	0,77		
15	15	0,47	0,60			20	10	0,41	0,54		
20	20	0,65	0,85			25	12	0,52	0,68		
22	22	0,72	0,94			25	30	0,95	1,24	1,76	
25	25	0,83	1,07	1,53		25	40	1,18	1,55	2,24	
26	26	0,85	1,10	1,60		30	10	0,52			
28	28	0,94	1,23	1,77		30	15	0,64	0,85		
30	30	1,00	1,31	1,89		30	20	0,77	1,00	1,43	
35	35	1,20	1,56			30	40	1,00	1,31	1,89	
40	40		1,79	2,61	3,35	40	20	0,89	1,16	1,67	
45	45		2,20	2,96	3,82	40	30	1,12	1,47	2,14	
50	50		2,26	3,32	4,29	50	20	1,00	1,33	1,96	
60	60			3,82	4,90	50	25		1,47	2,14	
80	80			5,37	7,03	50	30		1,64	2,43	3,18
100	100			6,78	8,92	50	40		1,94	2,85	3,70
						60	20	1,20	1,47	2,14	
						60	30		1,87	2,61	3,39
						60	40		2,10	3,08	4,01
						60	50		2,41	3,58	4,73
						80	40		2,41	3,58	4,73
						80	50		2,73	4,02	5,27
						80	60		3,04	4,50	5,90
						100	30		2,41	3,58	4,73
						100	40		2,73	4,02	5,27
						100	50		3,04	4,50	5,90
						100	60		3,36	4,96	6,53
						120	50			4,96	6,53
						120	60			5,44	7,15